



2024 Residual Value Guide

Market Values for Enterprise and End User Computing



Dell PowerEdge Intel/AMD Servers

| | |
|-----------|-----|
| 12 Months | 54% |
| 24 Months | 43% |
| 36 Months | 31% |
| 48 Months | 21% |
| 60 Months | 12% |




HP Proliant Intel/AMD Servers

| | |
|-----------|-----|
| 12 Months | 54% |
| 24 Months | 43% |
| 36 Months | 31% |
| 48 Months | 21% |
| 60 Months | 12% |



Oracle/Sun SPARC Servers

| | |
|-----------|-----|
| 12 Months | 56% |
| 24 Months | 45% |
| 36 Months | 32% |
| 48 Months | 22% |
| 60 Months | 13% |



All Other Intel/AMD Servers

| | |
|-----------|-----|
| 12 Months | 44% |
| 24 Months | 35% |
| 36 Months | 25% |
| 48 Months | 17% |
| 60 Months | 10% |



Aruba, Cisco, Juniper Networking

| | |
|-----------|-----|
| 12 Months | 55% |
| 24 Months | 40% |
| 36 Months | 31% |
| 48 Months | 21% |
| 60 Months | 12% |



All Other Networking

| | |
|-----------|-----|
| 12 Months | 45% |
| 24 Months | 33% |
| 36 Months | 25% |
| 48 Months | 17% |
| 60 Months | 10% |




Solid State Drives (SSD) Storage Media

| | |
|-----------|-----|
| 12 Months | 60% |
| 24 Months | 38% |
| 36 Months | 27% |
| 48 Months | 15% |
| 60 Months | 10% |



Dell EMC, NetApp Storage Systems

| | |
|-----------|-----|
| 12 Months | 35% |
| 24 Months | 22% |
| 36 Months | 16% |
| 48 Months | 9% |
| 60 Months | 4% |



All Other Storage Systems

| | |
|-----------|-----|
| 12 Months | 30% |
| 24 Months | 18% |
| 36 Months | 12% |
| 48 Months | 7% |
| 60 Months | 2% |

Residual value is the FMV (Fair Market Value) as a % of OEC (Original Equipment Cost). The OEC does not include warranty, maintenance, or software costs. These values are estimates only. Actual value can vary based on condition, configuration, and market supply and demand.

For a comprehensive valuation, please contact us at www.aptosolutions.com

End User Computing

Apto Solutions 2024 Residual Values Guide




Dell, HP, Lenovo, Surface Windows Notebooks

| | |
|-----------|-----|
| 12 Months | 60% |
| 24 Months | 36% |
| 36 Months | 24% |
| 48 Months | 18% |
| 60 Months | 12% |



All Other Windows Notebooks

| | |
|-----------|-----|
| 12 Months | 54% |
| 24 Months | 28% |
| 36 Months | 18% |
| 48 Months | 14% |
| 60 Months | 10% |



Chromebooks

| | |
|-----------|-----|
| 12 Months | 50% |
| 24 Months | 27% |
| 36 Months | 17% |
| 48 Months | 11% |
| 60 Months | 8% |



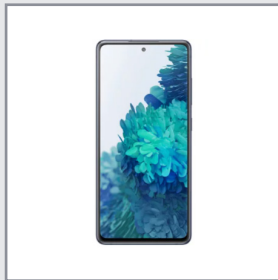
Dell, HP, Lenovo Desktop Computers

| | |
|-----------|-----|
| 12 Months | 50% |
| 24 Months | 27% |
| 36 Months | 17% |
| 48 Months | 11% |
| 60 Months | 8% |




All Brands 22" and Larger Monitors

| | |
|-----------|-----|
| 12 Months | 50% |
| 24 Months | 25% |
| 36 Months | 15% |
| 48 Months | 10% |
| 60 Months | 5% |




Samsung, Moto, Pixel, LG Android Cell Phones

| | |
|-----------|-----|
| 12 Months | 60% |
| 24 Months | 36% |
| 36 Months | 24% |
| 48 Months | 10% |
| 60 Months | 5% |



Apple Macbooks

| | |
|-----------|-----|
| 12 Months | 75% |
| 24 Months | 53% |
| 36 Months | 40% |
| 48 Months | 33% |
| 60 Months | 22% |




Apple iMacs

| | |
|-----------|-----|
| 12 Months | 70% |
| 24 Months | 48% |
| 36 Months | 36% |
| 48 Months | 28% |
| 60 Months | 18% |



Apple iPads

| | |
|-----------|-----|
| 12 Months | 70% |
| 24 Months | 49% |
| 36 Months | 37% |
| 48 Months | 27% |
| 60 Months | 22% |



Apple iPhones

| | |
|-----------|-----|
| 12 Months | 75% |
| 24 Months | 53% |
| 36 Months | 40% |
| 48 Months | 24% |
| 60 Months | 12% |



Mac Pros

| | |
|-----------|-----|
| 12 Months | 75% |
| 24 Months | 53% |
| 36 Months | 40% |
| 48 Months | 33% |
| 60 Months | 26% |



Mac Desktops

| | |
|-----------|-----|
| 12 Months | 68% |
| 24 Months | 42% |
| 36 Months | 28% |
| 48 Months | 18% |
| 60 Months | 12% |

Residual value is the FMV (Fair Market Value) as a % of OEC (Original Equipment Cost). The OEC does not include warranty, maintenance, or software costs. These values are estimates only. Actual value can vary based on condition, configuration, and market supply and demand.

For a comprehensive valuation, please contact us at www.aptosolutions.com