



Apto Solutions



**2025 Residual
Value Guide**

Market Values for Enterprise and
End User Computing



**Dell PowerEdge
Intel/AMD Servers**

12 Months	54%
24 Months	43%
36 Months	31%
48 Months	21%
60 Months	12%




**HP Proliant
Intel/AMD Servers**

12 Months	54%
24 Months	43%
36 Months	31%
48 Months	21%
60 Months	12%



**Oracle/Sun
SPARC Servers**

12 Months	56%
24 Months	45%
36 Months	32%
48 Months	22%
60 Months	13%



**All Other
Intel/AMD Servers**

12 Months	44%
24 Months	35%
36 Months	25%
48 Months	17%
60 Months	10%



**Aruba, Cisco, Juniper
Networking**

12 Months	55%
24 Months	40%
36 Months	31%
48 Months	21%
60 Months	12%



**All Other
Networking**

12 Months	45%
24 Months	33%
36 Months	25%
48 Months	17%
60 Months	10%




**Solid State Drives (SSD)
Storage Media**

12 Months	60%
24 Months	38%
36 Months	27%
48 Months	15%
60 Months	10%



**Dell EMC, NetApp
Storage Systems**

12 Months	35%
24 Months	22%
36 Months	16%
48 Months	9%
60 Months	4%



**All Other
Storage Systems**

12 Months	30%
24 Months	18%
36 Months	12%
48 Months	7%
60 Months	2%

Residual value is the FMV (Fair Market Value) as a % of OEC (Original Equipment Cost). The OEC does not include warranty, maintenance, or software costs. These values are estimates only. Actual value can vary based on condition, configuration, and market supply and demand.


For a comprehensive valuation, please contact us at www.aptosolutions.com

End User Computing




**Dell, HP, Lenovo, Surface
Windows Notebooks**

12 Months	60%
24 Months	36%
36 Months	24%
48 Months	18%
60 Months	12%



**All Other
Windows Notebooks**

12 Months	54%
24 Months	28%
36 Months	18%
48 Months	14%
60 Months	10%



Chromebooks

12 Months	50%
24 Months	27%
36 Months	17%
48 Months	11%
60 Months	8%



**Dell, HP, Lenovo
Desktop Computers**

12 Months	50%
24 Months	27%
36 Months	17%
48 Months	11%
60 Months	8%




**All Brands
22" and Larger Monitors**

12 Months	50%
24 Months	25%
36 Months	15%
48 Months	10%
60 Months	5%



**Samsung, Moto, Pixel, LG
Android Cell Phones**

12 Months	60%
24 Months	36%
36 Months	24%
48 Months	10%
60 Months	5%



Apple Macbooks

12 Months	75%
24 Months	53%
36 Months	40%
48 Months	33%
60 Months	22%




Apple iMacs

12 Months	70%
24 Months	48%
36 Months	36%
48 Months	28%
60 Months	18%




Apple iPads

12 Months	70%
24 Months	49%
36 Months	37%
48 Months	27%
60 Months	22%



Apple iPhones

12 Months	75%
24 Months	53%
36 Months	40%
48 Months	24%
60 Months	12%



Mac Pros

12 Months	75%
24 Months	53%
36 Months	40%
48 Months	33%
60 Months	26%



Mac Desktops

12 Months	68%
24 Months	42%
36 Months	28%
48 Months	18%
60 Months	12%

Residual value is the FMV (Fair Market Value) as a % of OEC (Original Equipment Cost). The OEC does not include warranty, maintenance, or software costs. These values are estimates only. Actual value can vary based on condition, configuration, and market supply and demand.

For a comprehensive valuation, please contact us at www.aptosolutions.com